


The Adventures of Luc and Lucie

A language pack with exciting lively
materials for young learners



Pack 5
Noël Chez la Famille Boulanger:
Christmas Eve









Teacher's Guidance

Noël chez la Famille Boulanger: Christmas Eve

Contents of Pack 5

General introduction to materials	(i)
Grid to show how Year 4 Framework Objectives are covered in Packs 4, 5, 6, 7	(v)
Introduction to Christmas Eve	
Assessment Sheet	
Lesson Plans	1-3
Activity Sheets	A-D

Year 4

Learning Objectives Year 4 children should be taught to	The objectives are covered in the following places:			
Oracy	Pack 4	Pack 5	Pack 6	Pack 7
04.1 Memorise and present a short spoken text	Pages 1, 3, 6, 5, 9, 10	Pages 1, 2	Page 1,7	Pages 1,2, 5, 7, 8
04.2 Listen for specific words and phrases	Pages 1, 2, 5, 7, 8, 9, 10 	Pages 1, 2 Reader CD	Pages 1, 5, 6	Pages 1, 2, 5, 7, 8 
04.3 Listen for sounds, rhyme and rhythm	Pages 1, 3, 6, 8, 9, 10 	Pages 1 Reader, CD	Page 1	Pages 5, 6, 7 
04.4 Ask and answer questions on several topics	Pages 1, 6	Page 2 Reader, CD	Pages 1, 4, 7	Pages 1, 2, 5, 7, 8, 9
Literacy				
L4.1 Read and understand a range of familiar written phrases	Pages 1, 8, 9, 10	Pages 1, 2	Page 8	Pages 2, 5
L4.2 Follow a short familiar text, listening and reading at the same time	Pages 2, 3, 8, 9, 10 	Pages 1, 2 Reader, CD	Pages 1, 8	Pages 2, 5, 8 
L4.3 Read some familiar words and phrases aloud and pronounce them accurately	Pages 2, 3, 5, 6, 9 Pages 1, 2, 4, 6, 9	Pages 1, 2 Pages 2, 3	Pages 1, 2 Pages 1, 2, 5, 8	Pages 2, 5, 6, 8, 9 Pages 2, 5, 7, 8
L4.4 Write simple words and phrases using a model and some words from memory				
Intercultural Understanding				
IU4.1 Learn about festivals and celebrations in different cultures	Page 6	Pages 1, 2 Story	Reader	
IU4.2 Know about some aspects of everyday life and compare them to their own	Pages 8, 9, 10 	Story Reader	Pages 3, 8	Pages 1, 5 
IU4.3 Compare traditional stories	Page 4			
IU4.4 To learn about ways of travelling to the country / countries	Page 4			

Year 4

The objectives are covered in the following places:

Knowledge about language	Pack 4	Pack 5	Pack 6	Pack 7
1. Reinforce and extend recognition of word classes and understand their function	Pages 1, 2, 4, 5, 8		Pages 1, 5, 7, 8	Pages 1, 2, 4, 5, 6, 7
2. Recognise and apply simple agreements, singular and plural	Page 3		Page 2 Reader	Pages 4, 8
3. Use question forms	Pages 1, 2, 4, 5, 6, 7, 8, 9, 10		Pages 2, 3, 6, 7	Pages 1, 2, 3, 5, 7, 8, 9
4. Recognise that texts in different languages will often have the same conventions of style and layout	Pages 8, 9	Page 2	Page 8	Page 8
5. Apply phonic knowledge of the language to support reading and writing	Page 1	Page 1, 2 Reader	Page 8	Pages 5, 8
6. Identify a different writing system	Page 4, 9			
Language Learning Strategies				
1. Discuss language learning and share ideas and experiences	Pages 1, 10			Page 8
2. Use mental associations to help remember words	Pages 1, 2, 4, 7, 8	Pages 1, 2	Pages 1, 2, 5	Pages 1, 2, 5, 6, 8
3. Ask for repetition and clarification	Page 2			Page 2
4. Use context and previous knowledge to determine meaning and pronunciation	Pages 1, 2, 4, 6, 7, 8, 10	Pages 1, 2	Pages 6, 7	Pages 1, 2, 4, 5, 6, 7, 8
5. Practise new language with a friend and outside the classroom	Pages 1, 6	Page 2	Pages 2, 4, 6	Pages 1, 2, 5, 8, 9
6. Plan and prepare for language activity	Pages 1, 2, 6, 10	Page 2		Pages 1, 2, 5, 8
7. Read and memorise words	Pages 1, 2, 4, 5, 8	Pages 1, 2 Reader	Pages 2, 5	Pages 1, 2, 4, 5, 6, 8
8. Sort words into categories	Page 1			Pages 1, 4
9. Apply knowledge about letters and simple grammatical knowledge to experiment with writing	Pages 4, 9		Pages 1, 8, 9	Page 8

The objectives are covered in the following places:

	Pack 4	Pack 5	Pack 6	Pack 7
10. Use a dictionary to look up spellings	Pages 9, 10	Pages 1, 2	Page 9	Page 8
11. Use context and previous knowledge to determine meaning and pronunciation	Pages 1, 2, 8, 10 ←	Page 1 Readeer	Page 4	Pages 1, 5, 7, 8 →
12. Access information sources	Page 10	Page 3		Page 5

Pack 5

Noël chez la Famille Boulanger: Christmas Eve

Introduction

This is the 5th pack in the Adventures of Luc and Lucie. This takes place at Christmas time and details many French traditions. After helping to decorate the house for Christmas, Luc and Lucie attend midnight mass with their family and then enjoy their Christmas dinner and open their presents.

In this episode pupils will learn:

- The names of Christmas related objects.
- Christmas traditions in French families.
- What French families traditionally eat at Christmas.
- How to take part in a simple play.

The pack included:

- Teacher's guidance and detailed lesson plans
- Two big pictures
- Activity Sheets
- Resource Sheets
- A poem
- A song
- A reader in French in the form of a play to be performed
- The next episode of the story
- ICT activities

Assessment Sheet

Name: Class:

Things I can understand and do in French	Yes I can	Yes I can with help	My friend/ teacher agrees
Read and recognise the names of six Christmas objects	<input type="checkbox"/>	<input type="checkbox"/>	<input type="checkbox"/>
Take part in a play and perform it to other children	<input type="checkbox"/>	<input type="checkbox"/>	<input type="checkbox"/>
Understand French Christmas traditions	<input type="checkbox"/>	<input type="checkbox"/>	<input type="checkbox"/>
Remember the poem "Noël"	<input type="checkbox"/>	<input type="checkbox"/>	<input type="checkbox"/>
Sing a Christmas Song	<input type="checkbox"/>	<input type="checkbox"/>	<input type="checkbox"/>

And additional comments

Signed: Date:

Noël - Christmas

Learning Objectives	Key Questions and new vocabulary/ structures	Suggested Activities
To acquire and use language related to Christmas	<p>Joyeux Noël: Happy Christmas Bonne Année: Happy New Year Meilleurs Voeux: Best wishes la Veille de Noël: Christmas Eve un/le bonhomme de neige: a / the snowman un / le cadeau: a / the present le Père Noël: Father Christmas un / le renne: a / the reindeer un / le sapin de Noël: a / the Christmas tree une / la bougie: a / the candle une / la boule: a / the bauble une / la bûche de Noël: a / the Christmas log une / la bouteille de champagne: a / the bottle of champagne une / la carte: a / the card une / la dinde: a / the turkey une / l'étoile: a / the star une / la luge: a / the sledge les chaussures: the shoes du houx: (some) holly des cadeaux: (some) presents</p>	<p>Use a memory bag (see Pack 2) to learn the names of Christmas related objects. Use real objects where possible or pictures</p> <p>Link the words and pictures on Activity Sheet A.</p> <p>Do the word search on Activity Sheets B.</p> <p>Read / listen to the tape of the poem 'Noël' Activity Sheet C. Highlight or underline the nouns.</p> <p>Challenge the children to read part of the poem.</p> <p>Use a dictionary to check the meaning of words.</p>

Suggested Assessment Opportunities

KS2 Framework Objectives

Oracy	Literacy	Intercultural Understanding	KAL	LLS
04.1, 04.2, 04.3	L4.1, L4.2, L4.3	IU4.1	5	2, 4, 7, 10, 11

NOËL - CHRISTMAS
Customs, Christmas List, Christmas Play

Learning Objectives	Key Questions and new vocabulary/ structures	Suggested Activities		
To understand the difference between English and French customs at Christmas		<ul style="list-style-type: none"> • Identify similarities and differences in customs after reading the story. • Look at the Christmas menu for the Boulanger family and compare with a typical English Christmas dinner (Activity Sheet D) 		
To know how to make a list in French of presents they would like to receive for Christmas		Ask the children to write a list of and draw six items they would like to receive, using a dictionary. Start the list with: Pour Noël je voudrais For Christmas I would like....		
To read, understand and take the part of a character in a simple French play (see Reader - Noël Chez la Famille Boulanger). To perform the play to an audience.	D'accord: OK Deux heures plus tard: two hours later Verser: to pour	Perform the Christmas play as an end of term activity		
Suggested Assessment Opportunities				
KS2 Framework Objectives				
Oracy	Literacy	Intercultural Understanding	KAL	LLS
O 4.1, 04.2, 04.4	L 4.1, L4.2, L4.3,L4.4	IU 4.1	4, 5	2, 4, 5, 6, 7, 10

NOËL - CHRISTMAS
Customs, Christmas List, Christmas Play

Learning Objectives	Key Questions and new vocabulary/ structures		Suggested Activities	
To know how to use an art software package to create a card			Design and print a Christmas card for a French friend showing some English customs e.g. Christmas cards, crackers, Christmas pudding	
To be able to consult and use the site of a French store			Access the site of a French department store le Printemps, les Galeries. Lafayettes, le Bon Marché, Monoprix, Carrefour. Make a list of the prices in Euros of some chosen toys. Look for items also sold in England	
To join in singing a traditional French song			Sing ' Vive le vent ' to the tune of 'Jingle Bells' Activity Sheet E	
Suggested Assessment Opportunities				
KS2 Framework Objectives				
Oracy	Literacy	Intercultural Understanding	KAL	LLS
	L4.4			12

Activity Sheet A

NOEL RELIEZ LES IMAGES ET LES NOMS QUI CORRESPONDENT

Un bonhomme de neige

Le père Noël

Des cadeaux

Un renne

Des flocons de neige

Une luge

Un sapin de Noël

Une bouteille de champagne


Des boules

Des guirlandes

Une étoile

Une dinde

Une bûche de Noël



Activity Sheet A

NOEL TEACHERS' SHEET

Reliez les images et les noms qui correspondent

Join the pictures and the corresponding names

Un bonhomme de neige

a snow man

Le père Noël

Father Christmas

Des cadeaux

presents

Un renne

a reindeer

Des flocons de neige

snowflakes

Un sapin de Noël

a Christmas tree

Une bouteille de champagne

a bottle of champagne

Des boules

baubles

Des guirlands

garlands

Une étoile

a star

Une dinde

a turkey

Une bûche de Noël

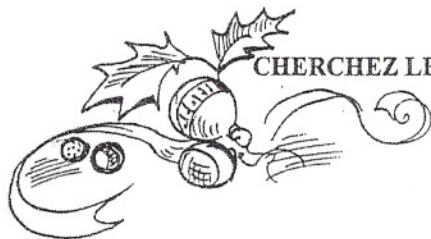
a Christmas log

Activity Sheet B


NOËL CHERCHEZ LES MOTS



A	B	C	B	O	U	G	I	E	O	R	T	L	C	P
S	C	A	R	J	O	U	E	T	S	L	G	N	H	E
A	Q	M	B	A	B	I	R	O	U	G	E	A	A	R
P	D	R	D	G	T	R	A	R	V	C	C	L	M	E
I	E	R	D	G	T	R	A	R	V	R	A	L	P	N
N	C	D	V	D	R	L	S	G	B	R	A	R	A	O
D	O	H	O	U	X	S	A	N	N	E	E	R	G	E
E	R	R	U	J	N	F	N	G	M	T	B	A	N	L
N	A	N	S	O	G	D	N	L	R	T	E	G	E	L
O	T	B	O	U	L	E	R	U	O	A	P	M	R	A
E	I	U	U	G	L	U	M	I	E	R	E	S	A	B
L	O	C	J	E	U	X	P	J	R	S	E	F	L	C
V	N	H	J	G	R	E	L	F	O	E	L	N	Y	R
G	U	E	B	O	T	T	E	S	W	Y	N	S	N	T
S	G	U	I	R	Y	S	R	H	V	O	E	U	X	E
O	O	E	E	G	N	D	E	S	A	R	N	U	M	O
U	G	R	F	E	T	O	I	L	E	V	I	S	X	V
H	Q	T	N	A	U	T	R	A	I	N	E	A	U	X
A	C	D	E	A	R	G	E	N	T	M	R	L	T	W
I	P	T	I	O	S	E	F	E	L	F	S	W	Q	Y
T	O	D	G	F	R	O	N	I	F	R	O	I	D	A
S	A	P	E	U	C	A	D	E	A	U	P	Q	E	O



CHERCHEZ LES MOTS DE LA LISTE ET DECOREZ



Activity Sheet B

NOËL CHERCHEZ LES MOTS

Bûche

Décoration

Champagne

Bougie

Jouets

Cadeau

Neige

Père Noël

Houx

Année

Sapin de Noël

Boule

Lumières

Renne

Gui

Bottes

Voeux

Souhaits

Etoile

Traineau

Or


Argent

Froid

Elf





Jeux

Rouge



Activity Sheet B

NOËL



Activity Sheet B

NOËL TEACHERS' NOTES - CHERCHEZ LES MOTS

Bûche	(Christmas) log
Décoration	decoration
Champagne	champagne
Bougie	candle
Jouets	toys
Cadeau	present
Neige	snow
Père Noël	Father Christmas
Houx	holly
Année	year
Sapin de Noël	Christmas Tree
Boule	bauble
Lumières	lights
Renne	reindeer
Gui	mistletoe
Bottes	boots
Voeux	wishes
Souhaits	wishes
Etoile	star
Traineau	sledge
Or	gold
Argent	silver
Froid	cold
Elf	Elf
Jeux	games
Rouge	red

Activity Sheet C

NOËL - POÈME

Père Noël, père Noël
Que tu es beau
Père Noël, père Noël
Avec tes cadeaux!

Tu apportes des chocolats
Des jouets et des bonbons
Miam, miam
Que c'est bon!

Petit bébé, petit bébé!
Que tu es petit
Dans les bras de Marie!
Ne fais pas de bruit

Petit renne, petit renne!
Que tu es joli
Avec ton nez rouge
Comme une bougie!



Activity Sheet C

NOËL - TRANSLATION OF POEM

Father Christmas, Father Christmas
How beautiful you are.
Father Christmas, Father Christmas
With your presents!

You are bringing chocolates
Toys and sweets.
Yum, yum
How good it is.

Little baby, little baby
How small you are.
In Mary's arms
Do not make any noise!

Little reindeer, little reindeer
How pretty you are.
With your red nose
Like a candle!

Activity Sheet D

NOËL

This is a menu for Christmas Eve in the Boulanger family

Entrées (starters)

Huitres (Oysters)
Paté
Saumon froid (cold salmon)
Soupe de tomate
Quiche



Plats principales

Poulet (chicken)
Jambon (ham)
Boeuf en gelée (jellied beef)

Légumes (vegetables)

Petits pois (peas)
Haricots verts (French beans)
Pommes de terre sautées (sauté potatoes)

Salades


Fromages

Brie, Camembert, Emmenthal, Blue d'Auvergne

Bûche de Noël

Champagne

Vins



Activity Sheet E

NOËL

Song: Vive le vent

Vive le vent
Vive le vent
Vive le vent d'hiver
Qui s'en va
sifflant soufflant
dans les grands sapins verts Oh!
Vive le temps
Vive le temps
Vive le temps d'hiver
Boule de neige et jour de l'an
et bonne année Grand-Mère!